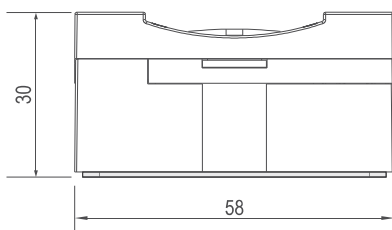
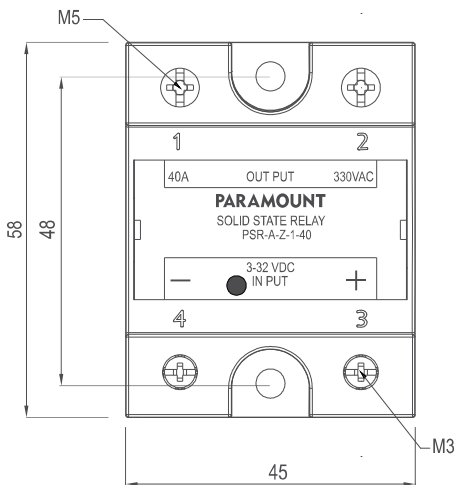
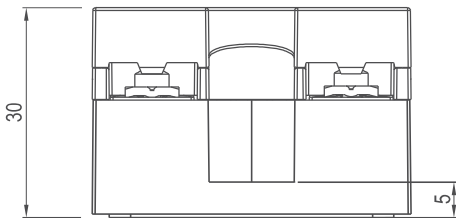




Dimensions in mm.



PSR - 40A

Solid State Relays Surface Mountable type

Specifications

Operate Time Max	: Z - AC = 12 msec & DC = 20 msec
Release Time Max	: R - AC = 1/2 cycle & DC = 40 msec
Output ON Voltage Drop	: 1.6 VRMS
Insulation Resistance (between I/P & O/P)	: 100 M Min. @ 500VDC
Dielectric Strength	: 3.5 KVAC (Between input and Output)
Ambient Temperature	: - 20° C to + 70° C
Heat sink Capacity @ Max.	
Load current	: 0.8 ° C/W
Dimension	: L x B x H = 80 x 22.6 x 102
Weight	: 80 gms
Mounting Type	: Din Rail Mountable





Input Circuit

LED Indicator	: Available
Control Voltage Range	: DC - 3 to 32VDC
	: AC - 100 to 240VAC
Control Current	: 15 mA Max

Output Circuit

Load Current Range	: 0.1A to 40A
Load Voltage Range	: 35 - 300 VAC / 50 - 480VAC
Non-repetitive Max.	
Peak Voltage	: 600VAC / 800VAC
Non-repetitive Max.	
Peak Current @ 50Hz	
1 full cycle	: 400A
1 ² A ² 2 S tp 10msec	: 880
Max. off state Leakage current	: 5mA
Max. Off -state slew rate (dv/dt)	: 500V / μs
On State Voltage Drop	: 1.6V max
Operating Frequency range	: 47 to 63 Hz

Ordering Information

PSR     40A

1 2 3 4

HEAT SINK PART NO: K4

1. MODEL NUMBER	3. SWITCHING MODE
PSR: Solid State Relay	Z : Zero Cross Over
	R : Random

2. INPUT VOLTAGE AC / DC	4. OUTPUT LOAD VOLTAGE
A : 3 VDC to 32 VDC	1 : 35 to 330 VAC
B : 115 VAC (85 VAC - 130 VAC)	2 : 50 to 480 VAC
C : 230 VAC (170 VAC - 250 VAC)	3 : For DC output load voltage contact factory
D : 100 VAC to 230 VAC	

Approvals