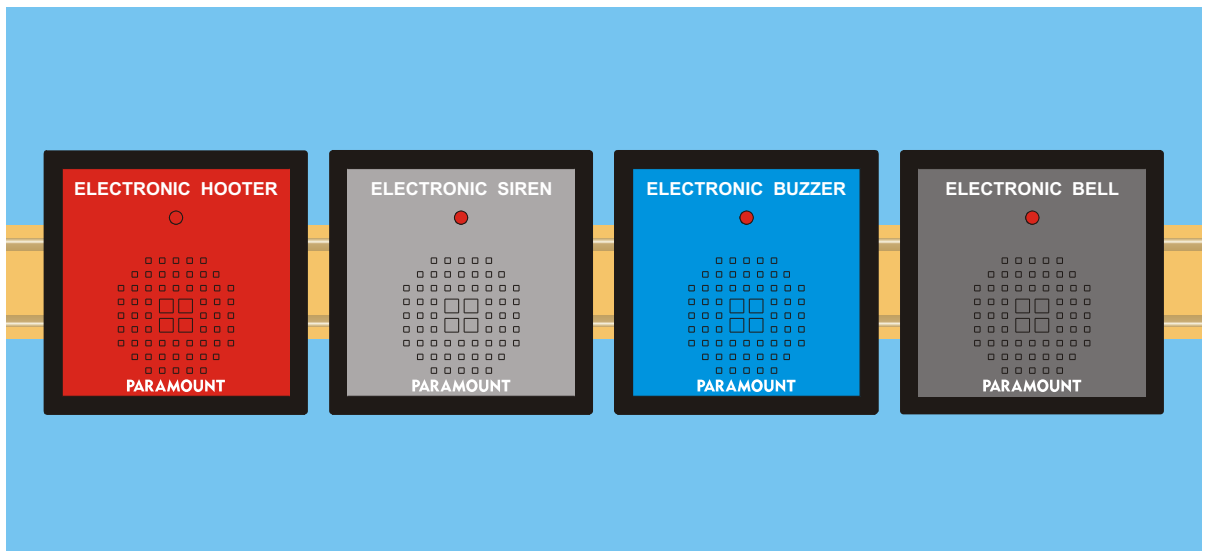
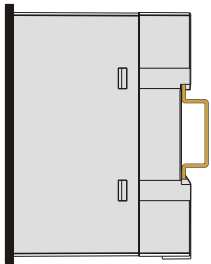


PARAMOUNT

ALARM UNIT

Hooter / Siren / Buzzer / Bell




Panel Mountable
Panel cutout 92 x 92 mm
Bezel size 96 x 96 mm

Power On LED Indicator

Various operating voltage available

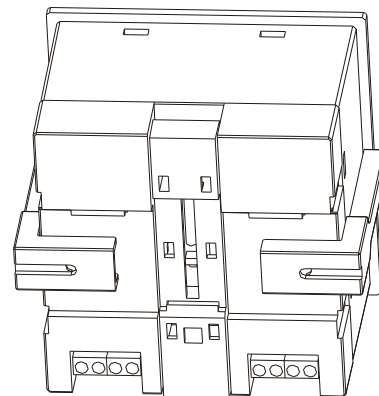
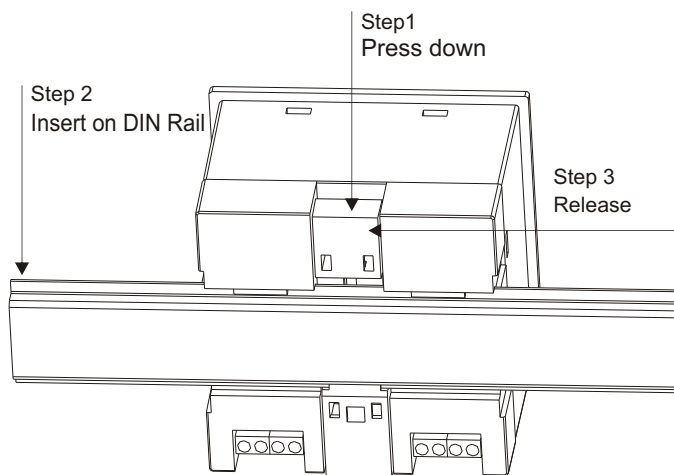
DIN Rail Mountable



Choice of Tone
Hooter / Siren / Buzzer / Bell

DIN Rail Mounting

Panel Mounting




* to remove from DIN Rail follow Step 1 and pull out of DIN Rail

User Instructions

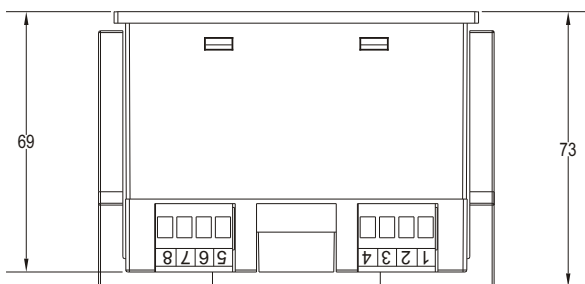
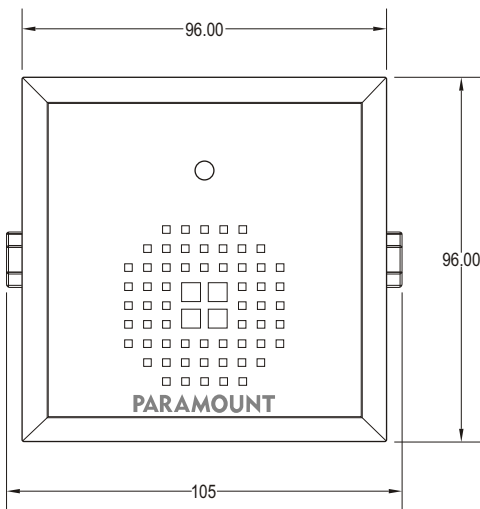
- 1 Connect supply at terminal 1 & 2 = X or 2 & 3 = Y as per the operating voltage being connected.
- 2 If all the tone selection terminals 5,6,7 are kept open Tone 1 is selected.
- 3 If terminal 5 & 6 shorted Tone 2 will be selected and if terminal 6 & 7 shorted Tone 3 will be selected.
- 4 DIN Rail Mounting, Panel Mounting brackets are provided and it can be mounted as shown above in the figure.

Note : 1. In the process of continuous product improvement dimensions & specifications may change from time to time without prior intimation.
2. For special version contact factory.

Hooter / Siren / Buzzer / Bell



DIMENSIONS



GENERAL INFORMATION

The Hooter / Siren / Buzzer / Bell can be used for various industrial automation application / systems for fault announcement using an audio output. Various Hooter / Siren / Buzzer / Bell tones are available to distinctly differentiate various fault conditions. These are available in different operating voltage range to suit various applications.

SPECIFICATION


Operating Voltages	1. 10 - 18 VAC/VDC	1. 20-30 VAC/VDC
	2. 48 - 60 VAC/VDC	
	3. 80 - 140 VAC/VDC	3. 160-280VAC/VDC
	4. 110 - 240 VAC/VDC	
Environmental Protection	Ip40	
Power Consumption	5 watts Max.	
Weight	230 gms Max.	
Standard Sound Level	100 db @ 1mtr ± 5%	
Available tones	Hooter, Buzzer, Bell, Siren	
Panel Cutout	92mm x 92mm	
Mounting Type	35mm DIN Rail & Panel Mountable	
Power ON Indicator	5mm Red LED	
Operating Temperature range	+10°C to +70°C	
Dimension	96 x 96 x 73mm	
Connection	Screw type terminal block	
Wire Size	0.2 to 4mm ² for solid	
	0.2 to 2.5mm ² for stranded	

ORDERING INFORMATION

Series	P	□	□	Operating Voltages
		Tone		
		H Hooter	X	Y
		S Siren	1. 10 - 18 VAC/VDC	1. 20-30 VAC/VDC
		Bz Buzzer	2. 48 - 60 VAC/VDC	
		B Bell	3. 80 - 140 VAC/VDC	3. 160-280VAC/VDC
			4. 110 - 240 VAC/VDC	

Ordering Example : P H X 3 means Tone : Hooter with operating voltage 80-140 VAC/VDC

TERMINAL WIRING DIAGRAM



Caution : While changing the tone at terminal 5/6/7 please disconnect supply to Hooter to avoid electrical shock hazard.

PARAMOUNT

Paramount Electronics Pvt. Ltd.

B-107, KSSIDC Industrial Estate, Rajajinagar, Bangalore - 560 044

Ph. : +91 80 22970015, 23157851 Fax : +91 80 23157726

E-mail : info@paramount.net.in, thparamount@airtelbroadband.in